



# गार्डन रीच शिपबिल्डर्स एण्ड इंजीनियर्स लिमिटेड Garden Reach Shipbuilders & Engineers Ltd.

( भारत सरकार का उपक्रम , रक्षा मंत्रालय )

(A GOVERNMENT OF INDIA UNDERTAKING, MINISTRY OF DEFENCE)

CIN NO. : L35111WB1934GOI007891

SECY/GRSE/BD-69/Q4/20-21

17 May 2021

To,

**National Stock Exchange of India Limited**

Exchange Plaza, Plot No. C-1, Block G,  
Bandra Kurla Complex, Bandra (E),  
Mumbai – 400 051  
Symbol: GRSE

**BSE Limited**

Floor-25, Phiroze Jeejeebhoy Towers,  
Dalal Street, Fort  
Mumbai – 400 001  
Scrip Code: 542011

**Sub: Audited Financial Results for the Quarter and Year Ended 31<sup>st</sup> March, 2021 and Recommendation of Final Dividend**

Dear Sir / Madam,

1. This has reference to our letter No. SECY/GRSE/BD-69/CA/2/21-22 dated 03 May 2021 on the subject matter of 'Intimation of Date of Board Meeting to, inter alia, consider and approve, Unaudited Standalone Financial Results for the quarter and year ended 31<sup>st</sup> March, 2021 and to recommend final dividend for the financial year 20-21, if any'.

2. In terms of Regulation 30 read with Part A of Schedule III and Regulation 43 of the SEBI (Listing Obligations and Disclosure Requirements) Regulations, 2015 ("SEBI LODR"), we wish to inform that the Board of Directors of the Company has recommended a final dividend of ₹1.15 per equity share, in addition to interim dividend of ₹3.85 per equity share paid, for the Financial Year 2020-21, subject to the approval of the shareholders at the ensuing Annual General Meeting of the Company. The final dividend would be paid within 30 days from the date of its declaration at the 105<sup>th</sup> AGM of the Company.

3. In terms of Regulation 33 of the SEBI LODR, please find enclosed herewith the following:

- a) Statement showing the Audited Financial Results for the quarter and year ended 31<sup>st</sup> March, 2021 including the Statement of Assets and Liabilities and Statement of Cash flow (as part of notes) for the period ended 31<sup>st</sup> March, 2021;
- b) Auditor's Report on the aforesaid Financial Results; and
- c) Declaration in respect of Unmodified Opinion on Audited Financial Results for the year ended 31<sup>st</sup> March, 2021.

पंजीकृत एवं मुख्य व्यवसायिक कार्यालय : जीआरएसई भवन, 61, गार्डन रीच रोड, कोलकाता - 700 024

Registered and Corporate Office : GRSE Bhavan, 61, Garden Reach Road, Kolkata - 700 024

फैक्स / Fax : 033-2469 8150, दूरभाष / Telephone : 033-2469 8105 - 108

Web : www.grse.in, E-mail : co.sec@grse.co.in

4. The aforesaid Results were taken on record by the Board of Directors at its Meeting held on 17 May 2021. Necessary publications are also being made in English, Hindi and Local dailies.
5. The meeting commenced at 1430 Hours and concluded at 1800 Hours.
6. This is for your information and record.

Thanking You,

Yours faithfully,  
For GARDEN REACH SHIPBUILDERS & ENGINEERS LIMITED



Sandeep Mahapatra

Company Secretary and Compliance Officer  
ICSI Membership No. ACS 10992

Encl: As above

## Garden Reach Shipbuilders & Engineers Limited

(A Government of India Undertaking -Ministry of Defence)

(CIN : L35111WB1934GOI007891)

Registered & Corporate Office : GRSE Bhavan,61, Garden Reach Road, Kolkata 700024.

E-mail : investor.grievance@grse.co.in, Website : www.grse.in, Ph : 033-24698545/ 033-24698150, Fax : 033-24698150

### STATEMENT OF FINANCIAL RESULTS FOR THE QUARTER AND YEAR ENDED 31<sup>st</sup> MARCH, 2021

(₹ in Lakh)

| Sr. No.         | Particulars   | Quarter Ended    |                  |                  | Year ended         |                    |
|-----------------|---|------------------|------------------|------------------|--------------------|--------------------|
|                 |   | 31.03.2021       | 31.12.2020       | 31.03.2020       | 31.03.2021         | 31.03.2020         |
|                 |   | Audited          | Unaudited        | Audited          | Audited            | Audited            |
| <b>INCOME</b>   |   |                  |                  |                  |                    |                    |
| 1               | Revenue from operations   | 39,883.28        | 35,960.35        | 45,668.72        | 1,14,083.53        | 1,43,329.53        |
| 2               | Other income  | 5,093.49         | 3,934.25         | 5,279.22         | 18,759.56          | 22,549.94          |
| <b>3</b>        | <b>Total income (1+2)</b>   | <b>44,976.77</b> | <b>39,894.60</b> | <b>50,947.94</b> | <b>1,32,843.09</b> | <b>1,65,879.47</b> |
| <b>EXPENSES</b> |   |                  |                  |                  |                    |                    |
| 4               | (a) Cost of materials consumed  | 14,416.32        | 16,237.07        | 18,517.13        | 44,724.89          | 69,169.71          |
|                 | (b) Purchase of products for resale (B & D spares)  | 318.43           | 374.95           | 2,886.02         | 2,392.27           | 5,426.26           |
|                 | (c) Changes in inventories of work-in- progress and scrap   | 21.04            | 328.40           | (31.76)          | 1,132.90           | (2,419.95)         |
|                 | (d) Sub-contracting charges   | 5,470.52         | 3,833.89         | 6,313.46         | 12,992.60          | 17,007.21          |
|                 | (e) Employee benefits expense   | 7,632.35         | 7,574.95         | 7,340.35         | 26,938.04          | 29,694.15          |
|                 | (f) Finance costs   | 216.71           | 23.96            | -35.14           | 270.10             | 133.56             |
|                 | (g) Depreciation and amortisation expense   | 776.59           | 769.70           | 789.20           | 2,908.76           | 3,008.92           |
|                 | (h) Other expenses - project related  | 3,846.95         | 1,020.09         | 1,911.71         | 7,531.11           | 7,311.90           |
|                 | (i) Other expenses  | 4,423.95         | 2,434.57         | 5,281.13         | 11,165.74          | 13,099.91          |
|                 | <b>Total expenses</b>   | <b>37,122.86</b> | <b>32,597.58</b> | <b>42,972.10</b> | <b>1,10,056.41</b> | <b>1,42,431.67</b> |
| 5               | Profit before exceptional items & tax (3 - 4)   | 7,853.91         | 7,297.02         | 7,975.84         | 22,786.68          | 23,447.80          |
| 6               | Exceptional items   | -                | -                | (1,060.70)       | (2,074.94)         | (1,060.70)         |
| 7               | Profit before tax (5+6)   | 7,853.91         | 7,297.02         | 6,915.14         | 20,711.74          | 22,387.10          |
| 8               | Tax expense   |                  |                  |                  |                    |                    |
|                 | Current tax   | 2,330.70         | 1,980.30         | 1,923.73         | 5,887.11           | 5,808.78           |
|                 | Deferred tax  | (277.18)         | (445.42)         | 22.89            | (522.49)           | 230.15             |
| 9               | Profit for the period (7-8)   | 5,800.39         | 5,762.14         | 4,968.52         | 15,347.12          | 16,348.17          |
| 10              | Other comprehensive income / (loss) (net of tax)<br>Item that will not be reclassified to profit or loss                  |                  |                  |                  |                    |                    |
|                 | Remeasurements of defined benefits plans  | (256.70)         | 243.93           | (857.03)         | 475.10             | (1,584.81)         |
|                 | Income tax relating to above item   | 64.61            | (61.38)          | 215.72           | (119.58)           | 398.90             |
| 11              | Total comprehensive income for the period<br>(9 +10) [comprising profit and other comprehensive<br>income for the period] | 5,608.30         | 5,944.69         | 4,327.21         | 15,702.64          | 15,162.26          |
| 12              | Paid - up equity share capital<br>(Face value of Rs. 10/- each)   | 11,455.20        | 11,455.20        | 11,455.20        | 11,455.20          | 11,455.20          |
| 13              | Other equity excluding revaluation reserves   | -                | -                | -                | 1,02,256.56        | 92,567.90          |
| 14              | Earnings per share (Basic & Diluted) (Rs.)<br>(not annualised except 31.03.2021 and 31.03.2020 )                          | 5.06             | 5.03             | 4.34             | 13.40              | 14.27              |

**Notes:**

1. The financial results have been prepared in accordance with the Ind AS notified under the Companies (Indian Accounting Standards) Rules 2015, as amended.
2. Ministry of Corporate Affairs (MCA) has exempted the companies engaged in defence production from the requirement of Segment Reporting.




3. As required under clause 33 of SEBI (Listing Obligation and Disclosure Requirements) Regulations, 2015, the Statutory Auditors of the Company have carried out audit of the above Financial Results for the quarter and year ended 31.03.2021.
4. In preparation of the financial results for the year ended March 31,2021 , the Company has taken into account the possible impact of COVID-19 and the related internal and external factors known to the management upto the date of approval of these results. Accordingly the management is continuously and closely monitoring the developments and possible effects that may result from the current pandemic on its financial condition, liquidity and operations and is actively working to minimize the impact of this unprecedented situation.

Management has estimated value of loss of production hours and quantum of non-usage of Plant & Machinery of production shops during the year ended 31.03.2021 as ₹ 1920.22 Lakhs and ₹ 154.72 Lakhs respectively (Total ₹ 2074.94 Lakhs) which has been stated as Exceptional items in the financial statement.

5. During the year the Company has changed its Accounting policy regarding classification of Provident Fund contribution from Defined Contribution plan to Defined benefit plan. This change in Accounting policy was applied and observed that the net assets available for the benefits are in excess in comparison to the present value of retirement benefits. Hence, there is no impact on accounts of the Company during the current year.
6. Dividend of ₹ 1.15 per share for the year 2020-21 has been declared by the Board of Directors at the meeting held on 17<sup>th</sup> May,2021.
7. The above Statement of Financial Results has been approved by the Board of Directors at their meeting held on 17<sup>th</sup> May, 2021.
8. The figures of quarter ended March 31, 2021 and March 31,2020 are the balancing figures between the audited figures in respect of the full financial year and the published year to date figures upto the third quarter of the full financial year.
9. Figures for the previous periods/ year have been regrouped/reclassified/rearranged wherever considered necessary to make them comparable with figures of the current year.

**For Mookherjee Biswas & Pathak**

Chartered Accountants  
Firm's Registration No - 301138E



**(CA. Sudersan Mukherjee)**

Partner

Membership No. 059159



**For and on behalf of the Board of Directors**



**Rear Admiral V.K. Saxena IN (Retd.)**

Chairman & Managing Director

DIN – 07696782

Place : Kolkata

Date : 17<sup>th</sup> May, 2021

## Garden Reach Shipbuilders & Engineers Limited

Statement of Assets and Liabilities as at 31 March, 2021 is given below :

(Rs. in Lakh)

| Particulars   | As at<br>31 March, 2021<br>(Audited) | As at<br>31 March, 2020<br>(Audited) |
|---|--------------------------------------|--------------------------------------|
| <b>ASSETS</b>   |                                      |                                      |
| <b>(1) Non-current assets</b>   |                                      |                                      |
| (a) Property, plant and equipment   | 33,497.42                            | 29,923.31                            |
| (b) Capital work-in-progress  | 15,129.72                            | 5,151.52                             |
| (c) Intangible assets   | 522.86                               | 445.56                               |
| (d) Financial assets  |                                      |                                      |
| (i) Investments   | 0.44                                 | 0.44                                 |
| (ii) Other financial assets   | 69,455.90                            | 7,660.42                             |
| (e) Non-current tax assets  | 11,714.77                            | 12,060.02                            |
| (f) Other non-current assets  | 254.30                               | 2,408.06                             |
| <b>(2) Current assets</b>   |                                      |                                      |
| (a) Inventories   | 71,718.55                            | 44,102.22                            |
| (b) Financial assets  |                                      |                                      |
| (i) Current Investment  | 82,581.96                            | 5,400.43                             |
| (ii) Trade receivables  | 17,813.74                            | 53,528.00                            |
| (iii) Cash and cash equivalents   | 932.05                               | 72,922.75                            |
| (iv) Bank balances other than (iii) above                                     | 2,27,185.14                          | 1,88,209.38                          |
| (v) Other financial assets  | 14,380.03                            | 20,732.75                            |
| (c) Other current assets  | 1,26,021.92                          | 95,818.44                            |
| (d) Assets classified as held for sale  | 43.39                                | 52.82                                |
| <b>TOTAL ASSETS</b>   | <b>6,71,252.19</b>                   | <b>5,38,416.12</b>                   |
| <b>EQUITY AND LIABILITIES</b>   |                                      |                                      |
| <b>Equity</b>   |                                      |                                      |
| (a) Equity share capital  | 11,455.20                            | 11,455.20                            |
| (b) Other equity  | 1,02,256.56                          | 92,567.90                            |
| <b>Liabilities</b>  |                                      |                                      |
| <b>(1) Non-current liabilities</b>  |                                      |                                      |
| (a) Financial liabilities   |                                      |                                      |
| Trade payables  |                                      |                                      |
| (a) total outstanding dues of micro enterprises and small enterprises         | -                                    | -                                    |
| (b) total outstanding dues other than micro enterprises and small enterprises | 923.67                               | 1,075.05                             |
| (b) Provisions  | 8,286.66                             | 7,662.46                             |
| (c) Deferred tax liabilities (net)  | 550.87                               | 953.78                               |
| <b>(2) Current liabilities</b>  |                                      |                                      |
| (a) Financial liabilities   |                                      |                                      |
| (i) Trade payables  |                                      |                                      |
| (a) total outstanding dues of micro and small enterprises                     | 95.36                                | 293.43                               |
| (b) total outstanding dues other than micro enterprises and small enterprises | 71,107.24                            | 54,384.37                            |
| (ii) Other financial liabilities  | 2,401.22                             | 2,426.41                             |
| (b) Other current liabilities   | 4,57,983.52                          | 3,52,338.62                          |
| (c) Provisions  | 16,191.89                            | 15,258.90                            |
| <b>TOTAL EQUITY AND LIABILITIES</b>   | <b>6,71,252.19</b>                   | <b>5,38,416.12</b>                   |

For Mookherjee Biswas & Pathak  
Chartered Accountants  
Firm's Registration No - 301138 E



**(CA. Sudersan Mukherjee)**  
Partner  
Membership No.059159

For and on behalf of the Board of Directors



**Rear Admiral V.K. Saxena IN (Retd.)**  
Chairman & Managing Director  
DIN - 07696782



Place of Signature : Kolkata  
Date : 17th day of May, 2021

Garden Reach Shipbuilders & Engineers Limited  
Cash Flow Statement for the year ended 31 March, 2021

(Rs. in Lakh)

| Particulars  | Year ended<br>31 March, 2021 |                      | Year ended<br>31 March, 2020 |                    |
|--|------------------------------|----------------------|------------------------------|--------------------|
|  |                              |                      |                              |                    |
| <b>A. Cash flow from operating activities:</b>   |                              |                      |                              |                    |
| Profit before taxation   |                              | 20,711.74            |                              | 22,387.10          |
| Adjustments for -  |                              |                      |                              |                    |
| Interest income  |                              | (15,268.23)          |                              | (20,396.84)        |
| Unrealised Fair Value gain (Net)   |                              | (317.96)             |                              | (696.94)           |
| Actuarial Gain/ Loss on remeasurements of defined benefit plan                                 |                              | 355.52               |                              | 475.10             |
| Depreciation & amortisation expense  |                              | 2,908.76             |                              | 3,008.92           |
| Retirement /Write off of Assets -Net   |                              | (153.97)             |                              | (110.53)           |
| Finance cost   |                              | 270.10               |                              | 133.56             |
| Unrealized loss/ (gain) on foreign exchange fluctuation  |                              | (86.47)              |                              | (24.59)            |
| Liquidated Damages written back  |                              | (339.70)             |                              | -                  |
| Liabilities no longer required written back  |                              | 894.93               |                              | (639.03)           |
| <b>Operating profit before working capital changes</b>   |                              | <b>8,974.72</b>      |                              | <b>4,136.75</b>    |
| <b>Adjustments for changes in working capital :</b>  |                              |                      |                              |                    |
| (Increase)/Decrease in Trade and other receivables   | 36,032.22                    |                      | (30,358.33)                  |                    |
| (Increase)/Decrease in Other financial assets (Current & Non Current)                          | (55,442.76)                  |                      | 33,488.56                    |                    |
| (Increase)/Decrease in Other non-current assets  | 2499.01                      |                      | (1551.91)                    |                    |
| (Increase)/Decrease in Other current assets  | (30,203.48)                  |                      | (39,661.91)                  |                    |
| (Increase)/Decrease in Assets held for sale (current assets)                                   | 9.43                         |                      | (9.73)                       |                    |
| (Increase)/Decrease in Inventories   | (27,616.33)                  |                      | (9,145.31)                   |                    |
| Increase/(Decrease) in Trade payables  | 16,459.90                    |                      | 17,317.44                    |                    |
| Increase/(Decrease) in Provisions  | 1,001.96                     |                      | 2,239.54                     |                    |
| Increase/(Decrease) in Other financial liabilities   | (25.19)                      |                      | 273.95                       |                    |
| Increase/(Decrease) in Other current liabilities   | 1,05,808.22                  |                      | 73,765.15                    |                    |
| Increase/(Decrease) in Other non-current liabilities (Deferred Tax Liability)                  | (402.91)                     | 48,120.06            | (168.75)                     | 46,188.70          |
| <b>Cash generated from/ (used in) operations</b>   |                              | <b>57,094.78</b>     |                              | <b>50,325.45</b>   |
| Taxes paid (net of refunds)  |                              | (5,364.62)           |                              | 12,458.21          |
| <b>Net cash from/(used in) operating activities</b>  |                              | <b>51,730.16</b>     |                              | <b>62,783.66</b>   |
| <b>B. Cash flow from investing activities</b>  |                              |                      |                              |                    |
| Purchase of Property, plant and equipment (including intangibles and capital work in progress) | (16,384.40)                  |                      |                              | (6,736.76)         |
| Investments in Mutual Fund (Net)   | (77,181.53)                  |                      |                              | (5,184.94)         |
| Investments in Fixed Deposit (Net)   | (38,975.76)                  |                      |                              | 24,976.52          |
| Interest received  | 15,268.23                    |                      |                              | 11,440.14          |
| <b>Net cash from/(used in) investing activities</b>  |                              | <b>(1,17,273.46)</b> |                              | <b>24,494.96</b>   |
| <b>C. Cash flow from financing activities:</b>   |                              |                      |                              |                    |
| Interest and other borrowing cost paid   |                              | (233.71)             |                              | (158.49)           |
| Principal Component of Lease Rent  |                              | (163.32)             |                              | (107.12)           |
| Interest component of Lease Rent   |                              | (36.39)              |                              | (47.82)            |
| Dividend paid (incl tax)   |                              | (1603.73)            |                              | (7043.02)          |
| Interim Dividend (incl tax)  |                              | (4410.25)            |                              | (7926.85)          |
| <b>Net cash from/(used in) financing activities</b>  |                              | <b>(6,447.40)</b>    |                              | <b>(15,283.30)</b> |
| <b>Net Increase/(Decrease) in Cash and cash equivalents</b>                                    |                              | <b>(71,990.70)</b>   |                              | <b>71,995.32</b>   |
| <b>Opening Cash and cash equivalents at the beginning of the period</b>                        |                              | <b>72,922.75</b>     |                              | <b>927.43</b>      |
| <b>Closing Cash and cash equivalents at the end of the period</b>                              |                              | <b>932.05</b>        |                              | <b>72,922.75</b>   |

1. The above Cash Flow Statement has been prepared under the "Indirect Method" as set out in Indian Accounting Standard - 7 on Cash Flow Statement as notified under the Companies (Indian Accounting Standards) Rules, 2015.

2. Cash and cash equivalents do not include any amount which is not available to the Company for its use.

3. Cash and cash equivalents as at the Balance sheet date consists of :

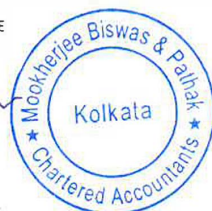
| Particulars   | Year ended 31 March, 2021 |               | Year ended 31 March, 2020 |                  |
|---|---------------------------|---------------|---------------------------|------------------|
| Balances with banks                                   |                           |               |                           |                  |
| Current accounts                                      |                           | 932.05        |                           | 2,057.87         |
| Bank Deposits with maturity of less than three months |                           | -             |                           | 70,864.73        |
| Cash in hand  |                           | -             |                           | 0.15             |
| <b>Cash and cash equivalents</b>                      |                           | <b>932.05</b> |                           | <b>72,922.75</b> |

4. The figure in brackets represent cash outflow from respective activities.

The accompanying notes 1 to 53 form an integral part of the financial statements.

For Mookherjee Biswas & Pathak  
Chartered Accountants  
Firm's Registration No - 301138 E

  
(CA. Sudersan Mukherjee)  
Partner  
Membership No.059159



For and on behalf of the Board of Directors

  
Rear Admiral V.R. Sankaranarayanan (Retd.)  
Chairman & Managing Director  
DIN - 07696782

  
R.K. Dash  
Director (Finance) & CFO  
DIN - 08511344

Place of Signature : Kolkata  
Date : 17th day of May, 2021

S. Mahapatra  
Company Secretary

**Mookherjee Biswas & Pathak**  
Chartered Accountants

**Independent Auditor's Report on Quarterly Financial Results and Year to Date Results of the Company Pursuant to the Regulation 33 of the SEBI (Listing Obligations and Disclosure Requirements) Regulations, 2015**

**To The Board of Directors of  
Garden Reach Shipbuilders & Engineers Limited**

**Report on the audit of the Financial Results**

**Opinion**

We have audited the accompanying statement of quarterly and year to date financial results of **Garden Reach Shipbuilders & Engineers Limited** ('the Company') for the quarter ended March 31, 2021 and for the year ended March 31, 2021 ("Statement"), attached herewith, being submitted by the Company pursuant to the requirement of Regulation 33 of the SEBI (Listing Obligations and Disclosure Requirements) Regulations, 2015, as amended (the "Listing Regulations")

In our opinion and to the best of our information and according to the explanations given to us these financial results:


- a) are presented in accordance with the requirements of Regulation 33 of the Listing Regulations in this regard; and
- b) give a true and fair view in conformity with the recognition and measurement principles laid down in the applicable accounting standards and other accounting principles generally accepted in India of the net profit and other comprehensive income and other financial information for the quarter as well as the year ended March 31, 2021.

**Basis for Opinion**

We conducted our audit of the financial statements in accordance with the Standards on Auditing (SAs) specified under section 143(10) of the Act. Our responsibilities under those Standards are further described in the Auditor's Responsibilities for the Audit of the financial statements section of our report. We are independent of the Company in accordance with the Code of Ethics issued by the Institute of Chartered Accountants of India (ICAI) together with the independence requirements that are relevant to our audit of the financial statements under the provisions of the Act and the Rules made thereunder, and we have fulfilled our other ethical responsibilities in accordance with these requirements and the ICAI's Code of Ethics. We believe that the audit evidence we have obtained is sufficient and appropriate to provide a basis for our audit opinion on the financial statements.

**Emphasis of Matters**

- 1) We draw attention to note no. 4 of the accompanying statement of unaudited financial results for the quarter and year ended March 31, 2021 regarding impact of the pandemic (COVID 19) in the operation of the Company, which affected the revenue and financial performance of the Company for the reporting period. Management has assessed the potential impact of COVID 19 based on the current circumstances and expects no significant impact on the continuity of operation of the business on long term basis. However, the actual impact may be different from the estimate as at the date of approval.
- 2) Attention is also invited to the treatment of Rs 2074.94 lakh shown as Exceptional item (Note no 4) due to loss of production hours and non-usage of Plant and Machinery during the days of lockdown during the year.



- 3) Attention is invited to note no 5 with respect to change in accounting policy regarding classification of Provident Fund Contribution from Defined Contribution plan to Defined Benefit plan. This change in Accounting policy was applied and it was observed that the net assets available for the benefits are in excess in comparison to the present value of retirement benefits. Thus, there is no impact in the books of account of the Company in the current year.

Our opinion is not modified in respect of these matters.

**Management’s Responsibilities for the Financial Results**

The Statement has been prepared on the basis of the annual financial statements. The Board of Directors of the Company are responsible for the preparation and presentation of the Statement that gives a true and fair view of the net profit and other comprehensive income of the Company and other financial information in accordance with the applicable accounting standards prescribed under Section 133 of the Act read with relevant rules issued thereunder and other accounting principles generally accepted in India and in compliance with Regulation 33 of the Listing Regulations. This responsibility also includes maintenance of adequate accounting records in accordance with the provisions of the Act for safeguarding of the assets of the Company and for preventing and detecting frauds and other irregularities; selection and application of appropriate accounting policies; making judgments and estimates that are reasonable and prudent; and the design, implementation and maintenance of adequate internal financial controls, that were operating effectively for ensuring the accuracy and completeness of the accounting records, relevant to the preparation and presentation of the Statement that give a true and fair view and are free from material misstatement, whether due to fraud or error. The Board of Directors are also responsible for overseeing the Company’s financial reporting process.

In preparing the Statement, the Board of Directors are responsible for assessing the Company’s ability to continue as a going concern, disclosing, as applicable, matters related to going concern and using the going concern basis of accounting unless the Board of Directors either intends to liquidate the Company or to cease operations, or has no realistic alternative but to do so.

The Board of Directors are also responsible for overseeing the Company’s financial reporting process.

**Auditor’s Responsibilities for the Audit of the Financial Results**

Our objectives are to obtain reasonable assurance about whether the financial results as a whole are free from material misstatement, whether due to fraud or error, and to issue an auditor’s report that includes our opinion. Reasonable assurance is a high level of assurance, but is not a guarantee that an audit conducted in accordance with SAs will always detect a material misstatement when it exists. Misstatements can arise from fraud or error and are considered material if, individually or in the aggregate, they could reasonably be expected to influence the economic decisions of users taken on the basis of these financial results.

As part of an audit in accordance with SAs, we exercise professional judgment and maintain professional skepticism throughout the audit. We also:

- Identify and assess the risks of material misstatement of the financial results, whether due to fraud or error, design and perform audit procedures responsive to those risks, and obtain audit evidence that is sufficient and appropriate to provide a basis for our opinion. The risk of not detecting a material misstatement resulting from fraud is higher than for one resulting from error, as fraud may involve collusion, forgery, intentional omissions, misrepresentations, or the override of internal control.





## Mookherjee Biswas & Pathak

- Obtain an understanding of internal control relevant to the audit in order to design audit procedures that are appropriate in the circumstances, but not for the purpose of expressing an opinion on the effectiveness of the company's internal control.
- Evaluate the appropriateness of accounting policies used and the reasonableness of accounting estimates and related disclosures made by the Board of Directors.
- Conclude on the appropriateness of the Board of Directors' use of the going concern basis of accounting and, based on the audit evidence obtained, whether a material uncertainty exists related to events or conditions that may cast significant doubt on the Company's ability to continue as a going concern. If we conclude that a material uncertainty exists, we are required to draw attention in our auditor's report to the related disclosures in the financial results or, if such disclosures are inadequate, to modify our opinion. Our conclusions are based on the audit evidence obtained up to the date of our auditor's report. However, future events or conditions may cause the Company to cease to continue as a going concern.
- Evaluate the overall presentation, structure and content of the financial results, including the disclosures, and whether the financial results represent the underlying transactions and events in a manner that achieves fair presentation.

We communicate with those charged with governance regarding, among other matters, the planned scope and timing of the audit and significant audit findings, including any significant deficiencies in internal control that we identify during our audit.

We also provide those charged with governance with a statement that we have complied with relevant ethical requirements regarding independence, and to communicate with them all relationships and other matters that may reasonably be thought to bear on our independence, and where applicable, related safeguards.

### Other Matter

The annual financial results include the results for the quarter ended March 31, 2021 being the balancing figure between the audited figures in respect of the full financial year and the published unaudited year to date figures up to the third quarter of the current financial year which were subject to limited review by us. The comparative financial information of the Company for the corresponding quarter and year ended March 31, 2020 were audited by the predecessor auditor who expressed an unmodified opinion on the financial information for the corresponding quarter and year ended March 31, 2020 on June 6, 2020.

For Mookherjee Biswas & Pathak  
Chartered Accountants  
Firm's Registration Number 301138E

  
(Sudersan Mukherjee)

Partner

Membership No. 059159

UDIN: 21059159AAAAAV7558



Place: Kolkata

Date: May 17, 2021



# गार्डन रीच शिपबिल्डर्स एण्ड इंजीनियर्स लिमिटेड Garden Reach Shipbuilders & Engineers Ltd.

( भारत सरकार का उपक्रम , रक्षा मंत्रालय )

(A GOVERNMENT OF INDIA UNDERTAKING, MINISTRY OF DEFENCE)

CIN NO. : L35111WB1934GOI007891

SECY/GRSE/BD-69/Q4/20-21

17 May 2021

To,

**National Stock Exchange of India Limited**

Exchange Plaza, Plot No. C-1, Block G,

Bandra Kurla Complex, Bandra (E),

Mumbai – 400 051

Symbol: GRSE

**BSE Limited**

Floor-25, Phiroze Jeejeebhoy Towers,

Dalal Street, Fort

Mumbai – 400 001

Scrip Code: 542011

**Sub: Declaration in respect of Unmodified Opinion on Audited Financial Results for the year ended 31<sup>st</sup> March, 2021 - Reg 33(3)(d)**

Dear Sir/ Madam,

1. In terms of Regulation 33(3)(d) of the SEBI (Listing Obligations and Disclosure Requirements) Regulations, 2015, we hereby declare that the Statutory Auditors of the Company M/s. Mookherjee Biswas & Pathak, Chartered Accountants (Firm Regn. No.: 301138E) have issued an Audit Report with Unmodified Opinion on the Annual Audited Financial Results of the Company for the year ended 31<sup>st</sup> March, 2021.

2. This is for your information and record.

Thanking You,

Yours faithfully,

For GARDEN REACH SHIPBUILDERS & ENGINEERS LIMITED

Ramesh Kumar Dash  
Director (Finance) & CFO  
DIN: 08511344