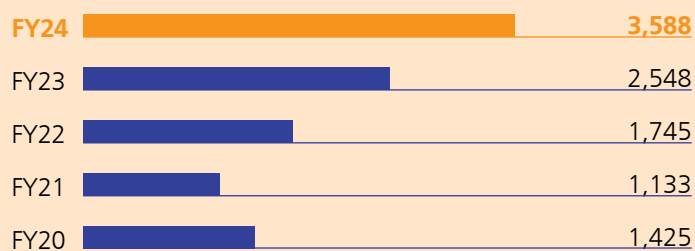


# 10 YEARS FINANCIAL HIGHLIGHTS

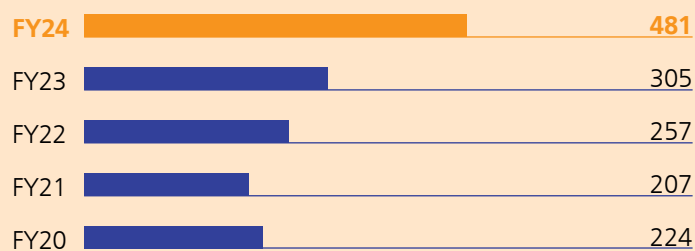
₹ in Lakh

PARTICULARS	2014-15	2015-16	2016-17	2017-18	2018-19	2019-20	2020-21	2021-22	2022-23	2023-24
<b>FINANCIAL POSITION:</b>										
Equity Share Capital	12384	12384	12384	11455	11455	11455	11455	11455	11455	11455
Reserve & Surplus	84391	101042	95767	90698	92376	92568	102257	114334	129927	155889
Net Worth	96775	113426	108151	102154	103831	104023	113712	125789	141382	167344
Capital Employed	90810	110613	98112	102154	103831	104023	113712	125789	141382	167344
Gross Block	56381	56640	60454	47233	39959	43081	49614	68703	72970	75421
Net Fixed Assets	36574	34370	35834	38917	30225	30369	34020	50065	50761	49257
Working Capital	54236	76243	62278	60249	68476	56100	54298	56904	72497	98943
<b>OPERATING RESULTS:</b>										
Sales	230805	30668	22162	23390	14677	21784	51573	21262	33234	112758
Value of Production	161266	166075	92784	134552	137877	142470	113276	174528	254784	358846
Value Added	62356	63970	47487	62659	61398	68734	66966	81088	95381	133521
Profit/(Loss) Before Tax	7602	24915	2089	12775	17896	22387	20712	25724	30522	48092
Provision for Tax	3257	8710	865	3535	6902	6039	5365	6771	7709	12365
Profit/(Loss) after Tax	4345	16205	1223	9240	10994	16348	15347	18953	22812	35727
<b>APPROPRIATION</b>										
CSR Reserve	2	-	94	-	-	-	-	-	-	-
General Reserve	435	1607	-	9554	-	-	-	-	-	-
Proposed Dividend on Equity	2477	5322	5408	5080	7,961	8179	5728	6644	7102	10722
Tax on Proposed Dividend	504	1083	1101	1034	1636	1352	-	-	-	-
<b>RATIOS</b>										
PBT/ Capital Employed	0.08	0.23	0.02	0.13	0.17	0.22	0.18	0.20	0.22	0.29
PBT/ Production (VOP)	0.05	0.15	0.02	0.10	0.13	0.16	0.18	0.15	0.12	0.13
Production (VOP)/ Capital Employed	1.78	1.50	0.95	1.32	1.33	1.37	1.00	1.39	1.80	2.14
Value Added/ Production (VOP)	0.39	0.39	0.51	0.47	0.45	0.48	0.59	0.46	0.37	0.37
No. of Employees	2834	2592	2401	2214	2100	1973	1900	1790	1747	1649

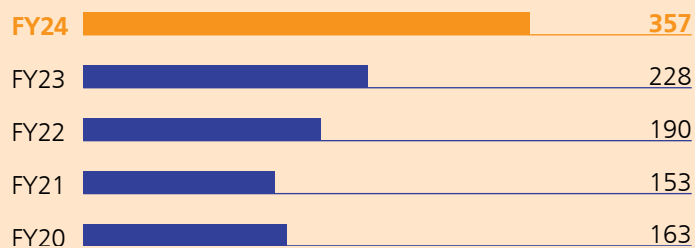
**TURNOVER (VOP)**  ₹In Crore



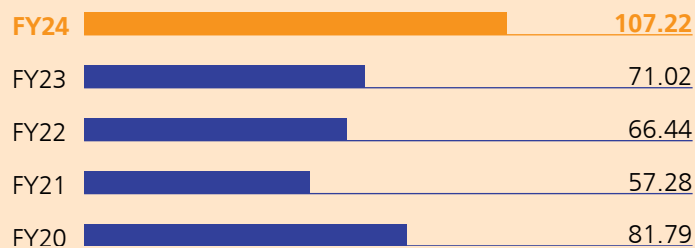
**PBT**  ₹In Crore



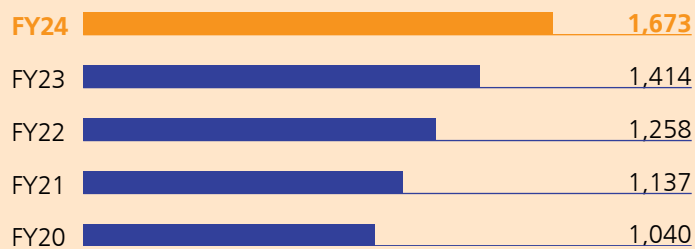
**PAT**  ₹In Crore



**DIVIDEND**  ₹In Crore



**NETWORTH**  ₹In Crore



**MANPOWER (NO)** 

